

Protecting Your Workforce: OSHA and Workers' Comp Incidents and Guidance

Presented by:

Jennifer Hann Harrison and Conor H. Meeks

July 16, 2020

Taft/

Guidance Outlining Practical Ways Employers Can Protect their Workplaces

Presented by:

Conor H. Meeks

Taft/

Complying with Government Directives

- Responsible RestartOhio
- Healthy at Work, Reopening Kentucky
- Back on Track Indiana, Roadmap to Safely Reopen Indiana
- **Keep in mind:**
 - State-by-State requirements
 - Local restrictions
 - i.e., some local jurisdictions required residents to stay at home longer than state order



What Does the Ohio Plan Require?

- Daily health assessments or self-evaluations of employees, handwashing, social distancing, sanitizing throughout the day and between shifts, limiting capacity, masks required for employees (with some exceptions) and recommended for clients and customers
 - <https://coronavirus.ohio.gov/wps/portal/gov/covid-19/responsible-restart-ohio/>
 - Questions can be directed to counsel or 1-833-4-ASK-ODH



What Does the Kentucky Plan Require?

- Social distancing, masks unless working alone or health or safety risk, hand sanitizer and hand washing stations, sanitation, daily temperature/health checks, designated Health at Work officer
 - <https://govstatus.egov.com/ky-healthy-at-work#MinimumRequirements>
 - Questions can be directed to counsel or HealthyAtWork@ky.gov



What Does the Indiana Plan Require?

- Employers must develop a plan to implement measures and institute safeguards to ensure a safe work environment
 - Employee health screening process, enhanced cleaning and hygiene measures, face masks recommended, social distancing
 - CDC and IOSHA guidelines
 - Indiana - Critical Industries Hotline, for business and industry questions only: 877-820-0890 or covidresponse@iedc.in.gov
 - <https://backontrack.in.gov/>



OSHA Enforcement



- OSHA does not have a specific standard for infectious disease or pandemic preparedness/response
 - But, OSHA can use the general duty clause
- Other standards may apply:
 - **Personal Protective Equipment (PPE) requirements**, such as eye/face, respiratory, and hand protection (29 CFR 1910.132-134, 138)
 - **Sanitation/housekeeping requirements** (29 CFR 1910.141)
 - **Access to employee medical and exposure records** (29 CFR 1910.1020)
 - **Bloodborne pathogens** (29 CFR 1910.1030)
 - **Hazard communication** (29 CFR 1910.1200)
 - **Injury and illness recordkeeping and reporting** (29 CFR Part 1904)

OSHA's Initial Interim Enforcement Response Plan for COVID-19 *(April 13, 2020)*

- Inspections of COVID-19-related complaints of workplace hazards limited to high and very high risk jobs/workplaces
 - e.g., hospitals treating COVID-19 cases, first responders, biomedical laboratories, etc.
- Otherwise area offices were to use rapid response investigations (RRI)
- On-site inspections were to be done virtually to the extent possible, limited in-person enforcement activity

OSHA's Updated Interim Enforcement Response Plan for COVID-19 *(May 26, 2020)*

- OSHA authorized area offices to resume regular on-site inspection planning in geographic areas where infection rates are declining
 - Continue using non-formal phone/fax investigations or RRI where OSHA has historically done so (i.e., to address complaints)

OSHA's Updated Interim Enforcement Response Plan for COVID-19 *(May 26, 2020)*

- In geographic areas experiencing sustained elevated community transmission or resurgence of infection rates, area offices to:
 - “Continue prioritizing COVID-19 fatalities and imminent danger exposures for inspection. Particular attention for on-site inspections will be given to high-risk workplaces, such as hospitals and other healthcare providers treating patients with COVID-19, as well as workplaces with high numbers of complaints or known COVID-19 cases.”

OSHA's Updated Interim Enforcement Response Plan for COVID-19 *(May 26, 2020)*

- In geographic areas experiencing sustained elevated community transmission or resurgence of infection rates, area offices to:
 - Conduct remote inspections where resources limited (defer on-site until resources allow)
 - Use RRI if resources substantially limited, develop program to conduct monitoring inspections for sites where no on-site or remote inspection done
 - Continue using non-formal phone/fax investigations instead of on-site in industries where doing so can address the hazard(s)

Consider Actual Company Needs

1. *Don't Move Too Fast*

Just because you are permitted to reopen, that does not mean that everyone should return to the workplace

2. *Productivity*

Some employees may be just as productive while working remotely

3. *Essential Sectors First*

Essential job functions that cannot be conducted remotely should be first priority for returning to the workplace

Consider a Phased Approach

- Different types of phased approaches for returning to work:
 - Prioritize essential sectors first
 - Allow employees to return on a voluntary basis
 - Alternate schedules or stagger shifts
 - Have specific employees serve as a “skeleton staff”

Of paramount importance is good communication. The safer the employee feels about being in the workplace, the more likely he or she will embrace returning to the workplace.

Change the Way You Do Business

Four Important *Safety* Changes


1. Eliminate Unnecessary In-Person Meetings
2. Restrict Third Party Visits
3. Restrict Unnecessary Travel
4. Enforce Social Distancing Policies

Specific Types of Employees

- Employees impacted by school and child care closures
- Employees who depend on public transportation (high-risk COVID areas)
 - Offer incentives such as parking reimbursement or single occupancy ride shares
 - Allow employees to shift their hours to commute during less busy times
- Employees who are at ***higher risk for severe illness***

Employees at Higher Risk for Severe Illness

- Recent CDC Guidelines
 - COVID-19 creates higher risk for severe illness for older adults (over 65) and people with “serious underlying medical conditions”
 - Chronic lung disease, severe asthma, serious heart conditions, immunocompromised systems, severe obesity (BMI 40 or higher), chronic kidney disease (dialysis), liver disease
 - CDC encourages employers to “support and encourage options to telework if available” and offer such workers duties that “minimize their contact with customers and other employees”



Employees at Higher Risk for Severe Illness

- Recent EEOC Guidelines (which are updated frequently)
 - **ADA Considerations** – generally employers cannot make disability-related inquiries except under limited circumstances, such as where there is a “direct threat” – a significant risk of substantial harm to self or others even with a reasonable accommodation
 - **COVID-19 Pandemic Standards (which have been triggered for now)**
 - Relaxes certain ADA standards during a pandemic and allows employers to make certain inquiries to maintain a safe workplace.
 - ***What to do with this information?*** Depending on circumstances (which differ for each person), may need to engage in interactive process and consider telework as a reasonable accommodation

Return to Work Protocol & Procedures

Employers should:

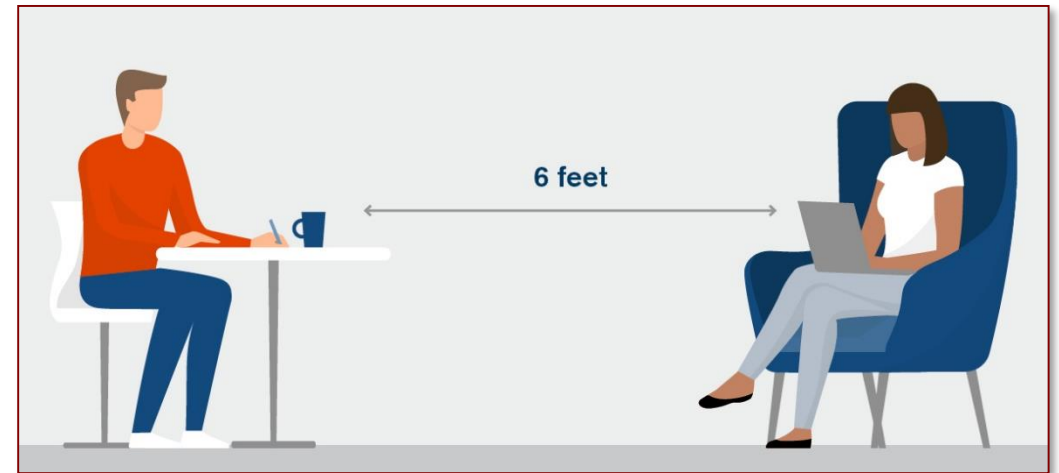
- ✓ Implement and enforce infection control practices and procedures
- ✓ Inform employees of the safety or prevention measures they have taken
- ✓ Provide employees with the protocols that employees are expected to follow
- ✓ Provide employees RTW training

Workplace Hazard Assessments

- Conduct hazard assessment of the workplace and job tasks to determine risk levels and necessary precautions
- PPE selection and provision
 - What PPE must employers pay for?
 - What type of masks to use?
 - Voluntary versus mandatory?
 - Determine whether a written respiratory protection plan is necessary
 - PPE cleaning protocols
 - Employee training
 - What to do if you encounter supply issues
 - Enforcement of PPE requirements is critical

Social Distancing Considerations

- Analyze workplace modifications required to maintain social distancing
- Consider new workspace layout or physical barriers between work stations
- Consider new working time arrangements
- Consider use of face coverings



Sanitation and Hygiene



- Promote proper handwashing and hygiene
- Advise employees not to shake hands, fist bump, etc
- Provide cleaning supplies in common areas and at work stations throughout the facility
- Hand sanitizing stations in common areas and throughout the work place

Other Precautions & Preventive Measures

- Consider other administrative or engineering controls that may be necessary to protect workers and enforce social distancing
 - Physical barriers
 - HVAC/ventilation adjustments, maintenance schedules, etc.
 - Adjust fans to avoid cross-contamination of workspaces
 - Adjustments to traffic patterns in tight office spaces
 - Move or modify alignment of workspaces along assembly lines
 - Use markings and signage to emphasize protocols and worker positioning

Health Screening & COVID Testing



- Employers may test employees before they enter the workplace to determine if they are infected with the virus
- Employers must ensure that tests are accurate and reliable
- Request that employees entering the workplace self-monitor and report any COVID-19 symptoms – certifications
- Employees to notify supervisor and go home
- Keep employee medical records in a separate file


Taking Temperatures

- Employers can measure employees' body temperature
- Temperature check options
- Notify employees of temperature screening in advance
- If testing is done onsite, how to maintain social distancing for employees waiting to be tested
- Send home any employee with an elevated temperature

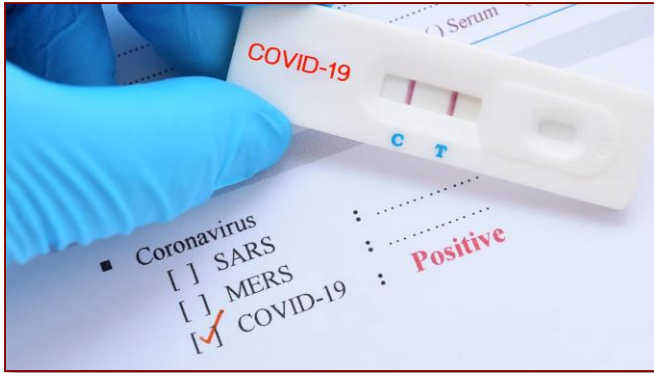


Communication is Key!

- Communication with employees is critical
 - Provides guidance and direction for everyone
 - Creates a sense of security and peace of mind
 - Open dialogue to avoid potential claims
- Educate employees on workplace reentry, operating, and health and safety protocols
 - Encourage open line of communication with response team or point person(s)
 - Provide training on relevant safety issues, and frequent reminders on safety and health protocols
- Be cognizant of potential for retaliation claims when making personnel decisions



What If an Employee Displays Symptoms or Tests Positive for COVID-19?



- Send the employee home immediately
- Engage in contact tracing and consider restrictions of those impacted
- Deep clean the workplace
- Report confirmed cases to local health department
- Notify those with potential exposure – Confidentiality is KEY!
- Determine whether any OSHA recordkeeping obligations exist
 - All employers must make a reasonable and good faith effort to determine whether an infection is work-related
 - Follow OSHA’s published guidelines, document the analysis of each case

Questions?



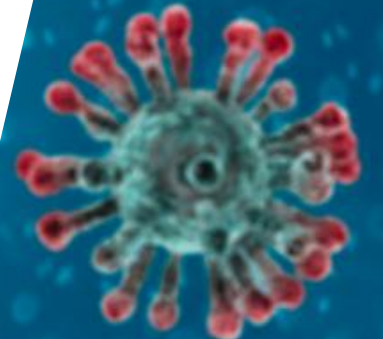
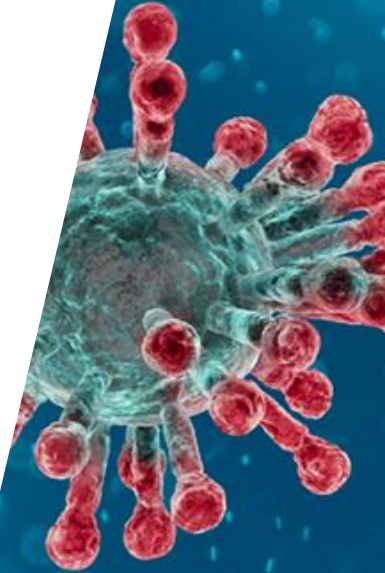
Conor H. Meeks

Associate, Taft Cincinnati

Employment & Labor Relations

cmEEKS@taftlaw.com / (513) 827-3883

Taft/



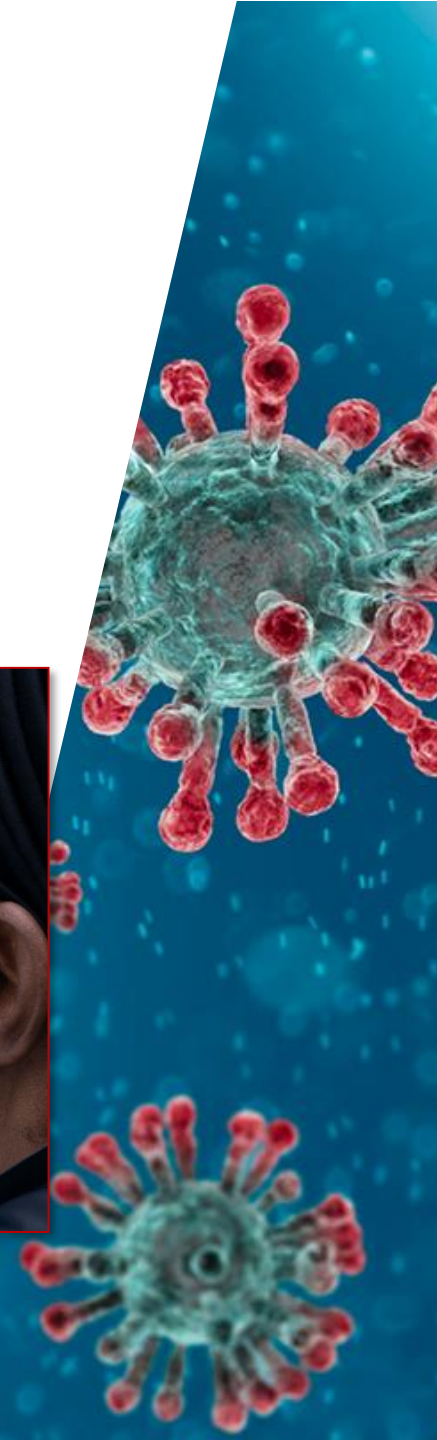
COVID-19 Issues in Workers' Compensation

Presented by:
Jennifer Hann Harrison

Taft/

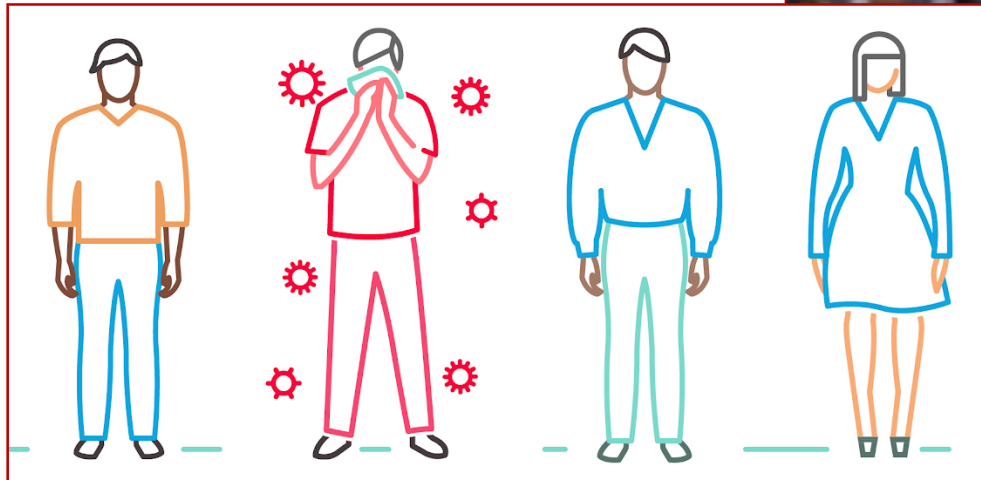
Elements of a Workers' Compensation Claim

- Diagnosis
- Statement from medical provider
- Arising out of
- In course of
- Rebuttable presumption?



Investigating & Defending Workers' Compensation Claims of COVID-19

- Special hazard?
- Contact tracing
- PPE policy/procedures



Working from Home During COVID-19

- Arising out of
- In the course of



Questions?



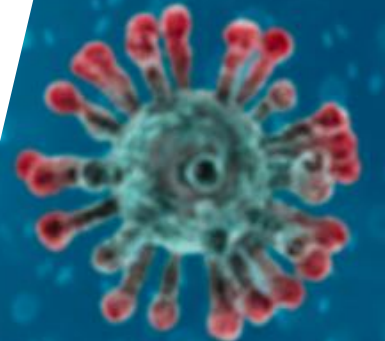
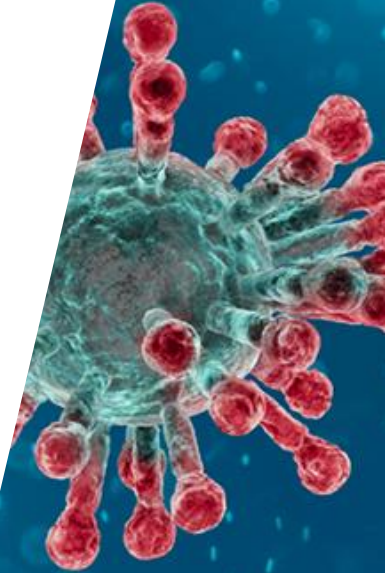
Jennifer Hann Harrison

Partner-in-Charge, Taft Dayton

Workers' Compensation Partner

jharrison@taftlaw.com / (937) 641-1756

Taft/



Visit taftlaw.com to subscribe
to the **COVID-19 Resource Toolkit**

Taft/

*This presentation contains an overview of the law and is not legal advice.
Please consult counsel.*